

**Mite - MWL State Finals**  
**March 13 - 14, 2004**  
**Host - Cedar Rapids**  
**Rink - NHL and Olympic**

**MWL State Finals Notes**  
 2 Man referring Crew  
 1.25 Hour Games  
 \$ 285 per game  
 \$50 per team Trophy fee

	Cedar Rapids	Des Moines	O.M.A.H.A. Mavs	Quad Cities	Sioux City	Points
Cedar Rapids		1-4	1-6	5-8	5-8	0
Des Moines	4-1		1-7	5-7	6-4	4
O.M.A.H.A. Mavs	6-1	7-1		2-4	4-1	6
Quad Cities	8-5	7-5	4-2		7-3	8
Sioux City	8-5	4-6	1-4	3-7		2
<b>Place</b>	5th	3rd	2nd	1st	4th	

*Goal Allowed example with a +5*  
 Team wins 11-0, Only a score 5-0 will count in Goal Differencal  
 Team Wins 11 - 4, Only a score of 9-4 will count on Goal Differencal

Sportsman ship award - Des Moines - fewest penalty minutes for season

**To Determine Pool Play Winners**

- Best Record
- Head-to-head
- Goal Differencal
- Fewest Penalties Minutes
- Flip a coin

Quad Cities

Game 1  
 NHL Rink  
 3/13 - 10am  
 Cedar Rapids

Quad Cities 8-5

Team listed on top is Home team

Des Moines 6-4

Sioux City

Game 6  
 NHL  
 3/14 - 7:30 am  
 Des Moines

Des Moines

Game 2  
 NHL Rink  
 3/13 - 11:30 am  
 O.M.A.H.A. Mavs

OMAHA 7-1

OMAHA 6-1

Cedar Rapids

Game 7  
 NHL Rink  
 3/14 - 9:00am  
 O.M.A.H.A.

Sioux City

Game 3  
 NHL Rink  
 3/13 - 1:00 pm  
 Quad Cities

Quad Cities 7-3

Quad Cities 7-5

Quad Cities

Game 8  
 NHL Rink  
 3/14 - 10:30 am  
 Des Moines

Des Moines

Game 4  
 NHL Rink  
 3/13 - 2:30 pm  
 Cedar Rapids

Des Moines 4-1

Sioux City 8-5

Cedar Rapids

Game 9  
 NHL Rink  
 3/14 - Noon  
 Sioux City

O.M.A.H.A.

Game 5  
 3/13 - 4:00 pm  
 NHL Rink  
 Sioux City

OMAHA 4-1

Quad Cities 4-2

O.M.A.H.A.

Game 10  
 NHL Rink  
 3/14 - 1:30 pm  
 Quad Cities

Drafted 1-2-04  
 Revised 2/2/2004  
 Final 2/23/04

Squirt A - MWL State Finals  
 March, 6-7, 2004  
 Host - Kansas Ctiy Stars  
 Rink A & B

3 Games per Team  
 \$50 Team trophy Fee

Team	Points	Seed
<b>DSM Buccaneers</b>	<b>9</b>	2nd
<b>Kansas City Stars</b>	<b>2</b>	5th
<b>Omaha Gladiators</b>	<b>0</b>	6th
<b>OMAHA Mavericks</b>	<b>4</b>	4th
<b>Sioux City Muskies</b>	<b>9</b>	1st
<b>Waterloo Jr. Hawks</b>	<b>6</b>	3rd

Highest Seeded Team is Home

	Pool A	Pool B	
1	Sioux City	Des Moines	2
4	OMAHA	Waterloo	3
6	Gladiators	KC Stars	5

Date	Rink	Time	Team	Team	Game	Winner	Score	
6-Mar		9:00 AM	Gladiators	OMAHA	Game 1			B
6-Mar		10:15 AM	KC Stars	Waterloo	Game 2			B
6-Mar		2:15 PM	Sioux City	Gladiators	Game 3			B
6-Mar		3:30 PM	Des Moines	KC Stars	Game 4			B
6-Mar		7:15 PM	Sioux City	OMAHA	Game 5			A
6-Mar		8:30 PM	Des Moines	Waterloo	Game 6			A
7-Mar	B	<b>8:00 AM</b>	Pool A 3rd	Pool B 3rd	Winner 5th Place MWL			GM 7
7-Mar	A	<b>9:30 AM</b>	Pool A 1st	Pool B 1st	<b>Winner MWL Champion</b>			GM 8
7-Mar	A	<b>8:00 AM</b>	Pool A 2nd	Pool B 2nd	Winner 3rd Place MWL			GM 9
								<b>Winner</b>

**To Determine Pool Play Winners**

- Best Record
- Head-to-head
- Goal Differencal
- Least goals Scored (5 goal max)
- Fewest Penalties Minutes
- Flip a coin

Drafted 1-2-04  
 Revised 1/12/04

**Final**

**MWL State Finals Notes**  
 2 Man refering Crew  
 1.25 Hour Games  
 \$ 285 per game  
 \$50 per team Trophy fee

Sportmans ship award - Des Moines - fewest penalty minutes for season

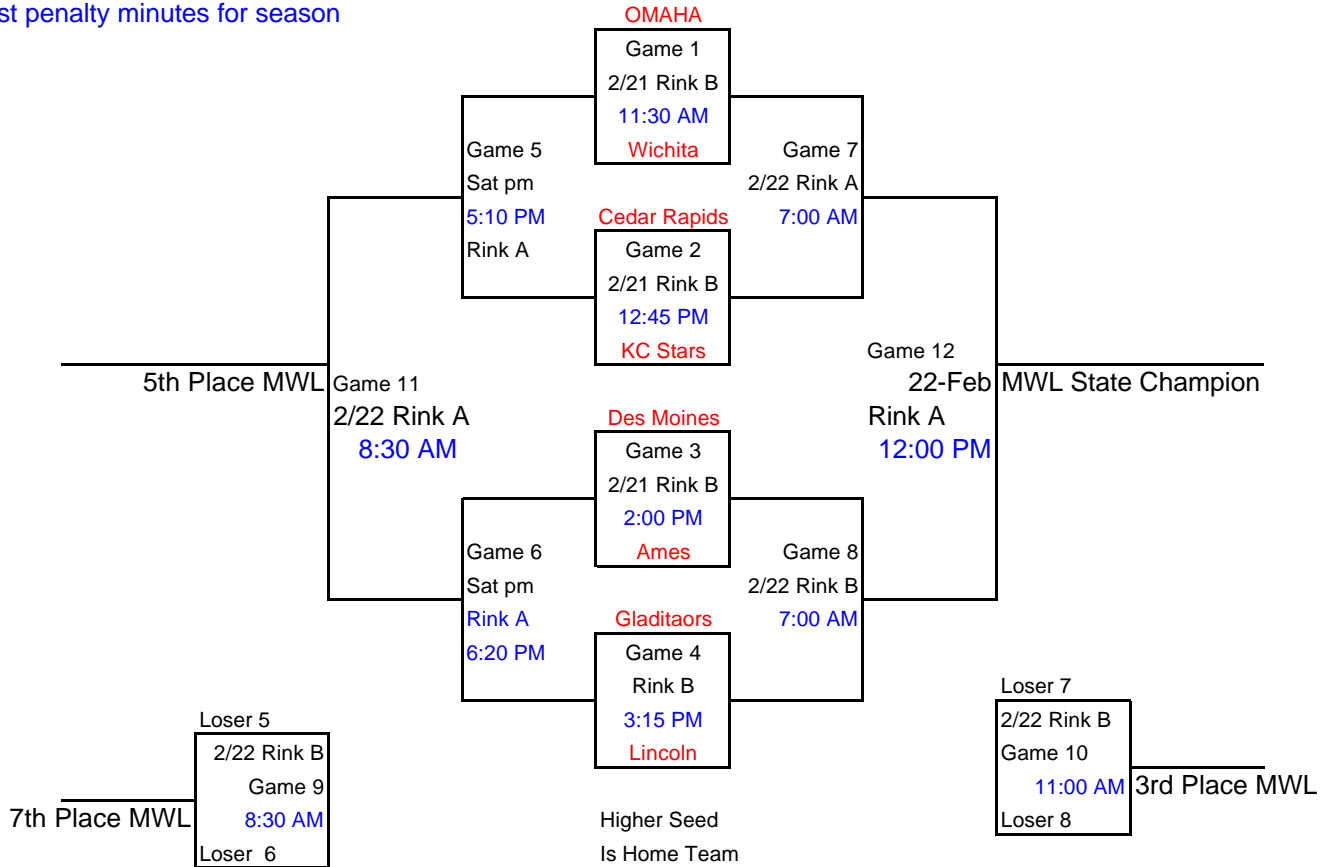
Squirt B - MWL State Finals  
 February 21 - 22, 2004  
 Host - Kansas City Stars  
 Rink - A & B

3 Games per Team  
 \$50 Team Trophy Fee

Sportsman ship award - Ames  
 Fewest penalty minutes for season

Teams	Points	Place
OMAHA Mavericks	12	1st
Lincoln Stars	11	2nd
DSM Jr. Bucs	11	3rd
CR Ice Riders	10	4th
Kansas City Stars	4	5th
Ames Flyers	4	6th
Omaha Gladiators	4	7th
Wichita	2	8th

Plus 9  
 Plus 7  
 Zero  
 Minus 11  
 minus 20



**To Determine Pool Play Winners**

- Best Record
- Head-to-head
- Goal Differential
- Least goals Scored (5 goal max)
- Fewest Penalties Minutes
- Flip a coin

MWL State Finals Notes
2 Man refereing Crew
1.25 Hour Games
\$ 285 per game
\$50 per team Trophy fee

Drafted 1-2-04  
 Revised 2/2/2004  
 Final 2-14-04

Peewee A - MWL State Finals  
 February 28-29, 2004  
 Host - Sioux City.  
 Rink IBP & New one.

Highest Seeded Team is Home

Pool A	Pool B
# 1 Seed	# 2 Seed
# 4 seed	# 3 Seed
#6 Seed	# 5 Seed

Team	Seed	Points
DSM Buccaneers	1st	19
OMAHA Mavericks	2nd	17
Kansas City Stars	3rd	11
Lincoln Stars	4th	6
Sioux City Metros	5th	4
Kansas City Scouts	6th	3

3 Games per Team  
 \$50 Team trophy Fee

Date	Rink	Time	Team	Team	Score	Score
28-Feb	IBP	12:30 PM	Sioux City	OMAHA	Game 1	
28-Feb	IBP	1:45 PM	Lincoln	KC Scouts	Game 2	
28-Feb	IBP	3:00 PM	Sioux City	KC Stars	Game 3	
28-Feb	IBP	4:15 PM	Des Moines	KC Scouts	Game 4	
28-Feb	IBP	5:30 PM	OMAHA	KC Stars	Game 5	
28-Feb	IBP	6:45 PM	Des Moines	Lincoln	Game 6	

29-Feb	IBP	8:00 AM	Pool A 3rd	Pool B 3rd	Winner 5th Place MWL	GM 7
29-Feb	IBP	9:30 AM	Pool A 2nd	Pool B 2nd	<b>Winner 3rd Place MWL</b>	GM 8
29-Feb	IBP	11:00 AM	Pool A 1st	Pool B 1st	Winner MWL State Champion	GM 9

**Pool Winners**

- Best Record
- Head-to-head
- Goal Differential
- Least goals Scored (5 goal max)
- Fewest Penalties Minutes
- Flip a coin

Drafted 1-2-04  
 Revised 1/12/04  
 Final 2-3-04

Sportsman ship award  
 fewest penalty minutes for season

**MWL State Finals Notes**

- 2 Man refering Crew
- 1.25 Hour Games
- \$ 285 per game
- \$50 per team Trophy fee



POOL A	Wichita	Waterloo	Record	Goal Dif	Place
Wichita		3-4	0-1	**	2
Waterloo	4-3		1-0	**	1

POOL B	DSM	Ames	Lincoln	Record	Goal Diff	Place
DSM		5-3	6-2	2-0	**	1
Ames	3-5		7-1	1-1	**	2
Lincoln	2-6	1-7		0-2	**	3

POOL C	Cedar Rapids	KC Blades	Dubuque	Record	Goal Diff	Place
Cedar Rapids		5-1	11-1	2-0	**	1
KC Blades	1-5		4-3	1-1	**	2
Dubuque	1-11	3-4		0-2	**	3

POOL D	KC Stars	OMAHA	Sioux City	Record	Goal Diff	Place
KC Stars		1-2	3-1	1-1	**	2
OMAHA	2-1		9-0	2-0	**	1
Sioux City	1-3	0-9		0-2	**	3

With Odd # of teams, MWL Billing for Finals ONLY, will be collected during the tournament. You will PAY Cedar Rapids upon your last game for the # of games played that weekend. You will PAY \$142.50 per game. See the CR Tournament director for payment of you bill.

**MWL State Finals Notes**  
 2 Man referring Crew  
 1.25 Hour Games  
 \$ 285 per game  
 \$50 per team Trophy fee

Bronze Pool			Date	Rink	Time
Pool B 3rd	Game 15	<b>B3 vs C3</b>	21-Feb	NHL	11:30 AM
Pool C 3rd	Game 16	D3 vs C3	21-Feb	NHL	2:15 PM
Pool D 3rd	Game 17	B3 vs D3	21-Feb	OLY	6:45 PM


See Pool rules above for 9th - 11th place

Bronze Pool	Lincoln	Dubuque	Sioux Cty	Record	Goal Diff	Finish
Lincoln		1-2	4-1	1-1	2	1st
Dubuque	2-1		2-4	1-1	-1	3rd
Sioux Cty	1-4	4-2		1-1	-1	2nd

Tied after first round of rotation, then sta over - Head to Head win for Sioux City

Bronze Pool 1st - 9th MWL		H to H
Bronze Pool 2nd - 10th MWL		Goal Diff
Bronze Pool 3rd - 11th MWL		

Head  
to  
Head  
Win



Finals  
nament.  
ur last  
eekend.  
the CR  
ou bill.

i

art

**Peewee B2 - MWL State Finals**  
**March 13 - 14, 2004**  
**Host - Quad Cities**  
**Rink - NHL and World**

**MWL State Finals Notes**

2 Man referring Crew  
 1.25 Hour Games  
 \$ 285 per game  
 \$50 per team Trophy fee

Points

	<b>Cedar Rapids</b>	<b>Tri Cities</b>	<b>O.M.A.H.A. Mavs</b>	<b>Quad Cities</b>	<b>Waterloo</b>	
<b>Cedar Rapids</b>		2-13	1-11	2-7	2-4	0
<b>Tri Cities</b>	13-2		3-2	1-3	2-3	4
<b>O.M.A.H.A. Mavs</b>	11-1	2-3		3-0	3-0	6
<b>Quad Cities</b>	7-2	3-1	0-3		3-1	6
<b>Waterloo</b>	4-2	3-2	0-3	1-3		4
<b>Place</b>	5	4	1	2	3	

*Goals Allowed example with a +5. Team wins 11-0, Only a score 5-0 will count in Goal Allowed  
 Team Wins 11 - 4, Only a score of 9-4 will count on Goal Allowed for a total of a 5-point spread*

**To Determine Pool Play Winners**

- Best Record
- Head-to-head
- Goal Differential
- Least goals Scored (5 goal max)
- Fewest Penalties Minutes
- Flip a coin

**League Chmapions - O.M.A.H.A. Mavericks**

Team	Season Points
OMAHA	13 Points
Quad Cities	12 Points
Tri City	8 Points
Waterloo	7 Points
Cedar Rapids	0 Points

**Tri State Champion - \_\_\_\_\_**

OMAHA Sportsman ship award with fewest penalty minutes for season

Quad Cities

Game 1  
 13-Mar  
Cedar Rapids

Waterloo

Game 2  
 13-Mar  
OMAHA

Tri City

Game 3  
 13-Mar  
Quad Cities

Cedar Rapids

Game 4  
 13-Mar  
Waterloo

OMAHA

Game 5  
 13-Mar  
Tri City

Cedar Rapids

Game 6  
 14-Mar  
Tri City

Quad Cities

Game 7  
 14-Mar  
OMAHA

Tri City

Game 8  
 14-Mar  
Waterloo

OMAHA

Game 9  
 14-Mar  
Cedar Rapids

Waterloo

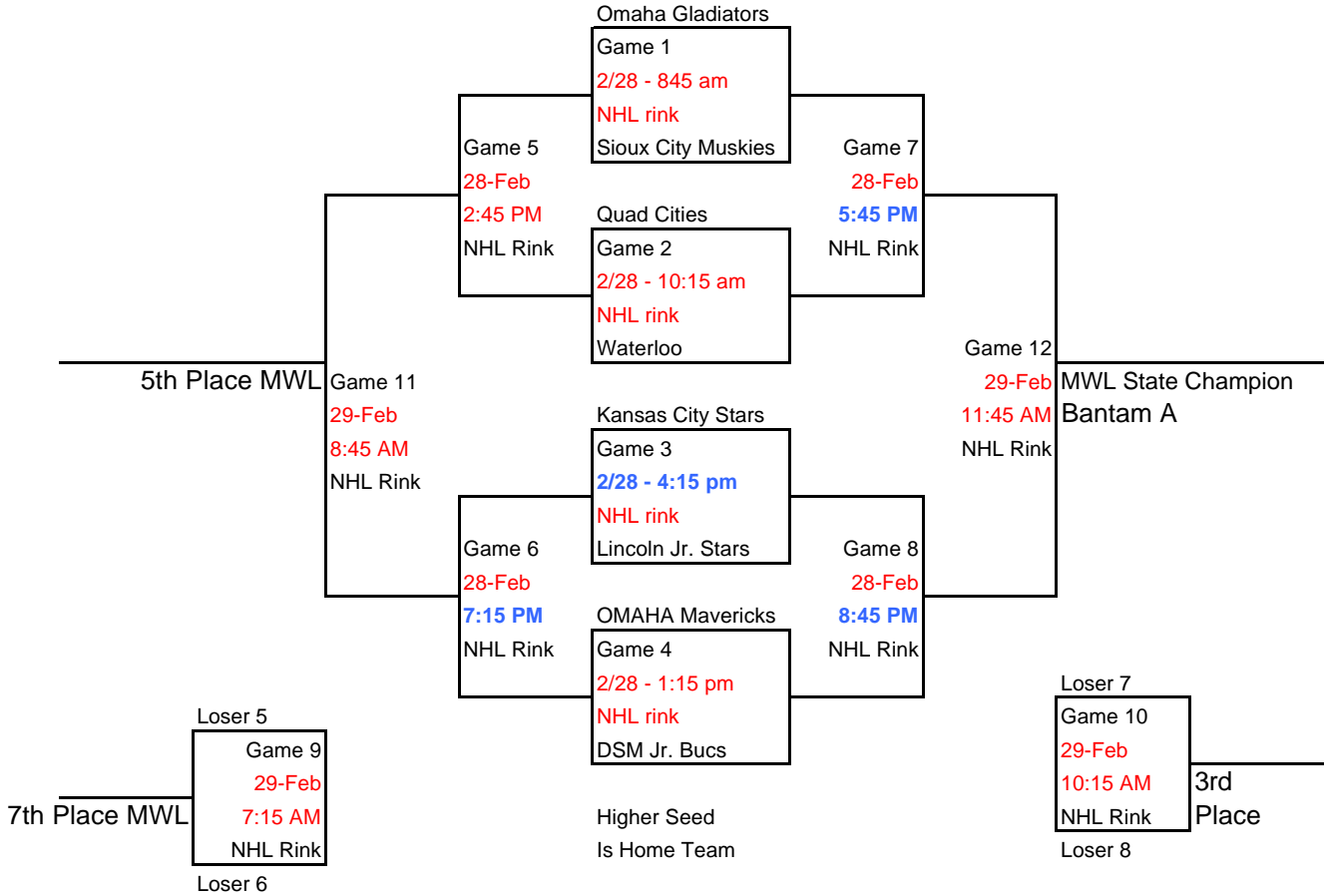
Game 10  
 14-Mar  
Quad Cities

Drafted 1-2-04  
 Revised 1-21-04  
 Not Final

**Bantam A - MWL State Finals**  
 February 28 - 29, 2004  
 Host - O.M.A.H.A.  
 Rink - NHL & Olympic  
 Tranquility

3 Games per Team 1.25 hr games  
 \$50 Team Trophy Fee

Teams	Place	Points	Tie
Omaha Gladiators	1st	13	-
Des Moines Jr. Bucs	2nd	12	-
Kansas City Stars	3rd	8	-
Quad Cities Ice Eagles	4th	7	-
Waterloo Jr. Hawks	5th	5	(-7)
Lincoln Jr. Stars	6th	5	(-12)
OMAHA Mavericks	7th	4	-
Sioux City Jr. Muskies	8th	2	-



**To Determine Pool Play Winners**

- Best Record
- Head-to-head
- Goal Differential
- Least goals Scored (5 goal max)
- Fewest Penalties Minutes
- Flip a coin

**MWL State Finals Notes**  
 3 Man refereing Crew  
 1.25 Hour Games  
 \$ 320 per game  
 \$50 per team Trophy fee

Sportsman ship award - Waterloo  
 fewest season penalty minutes

Drafted 1-2-04  
 Revised 1/12/04  
 Final 2-3-04

**Bantam B - MWL State Finals**  
**February 20 - 22, 2004**  
**Host - Wichita**  
**Rink -**

	Seed		Seed
Des Moines 1	1st	Quad Cities 2	7th
Wichita	2nd	Ames	8th
Dubuque	3rd	Quad Cities 1	9TH
Kansas City Scouts	4th	Tri City	10th
Des Moines 2	5th	Waterloo	11th
Cedar Rapids	6th	Kansas City Stars	12th

4 Games per Team  
 \$50 per Team for Trophies

**Highest Seeded team is home**

Pool A	Pool B	Pool C	Pool D	First team listed	2nd team listed	Date	Rink	Time
# 1 Seed	# 2 Seed	# 3 Seed	# 4 Seed	Score	Score			
#8 Seed	# 7 Seed	# 6 Seed	# 5 Seed					
#12 Seed	#11 Seed	#10 Seed	# 9 Seed					
Game 1	Ames vs Kansas City Stars			5	3	20-Feb	NHL	5:00 PM
Game 2	Quad Cities 2 vs Waterloo			7	1	20-Feb	NHL	6:30 PM
Game 3	Cedar Rapids vs Tri City			3	4	20-Feb	NHL	8:00 PM
Game 4	Des Moines 2 vs Quad Cities 1			3	4	20-Feb	NHL	9:30 PM
Game 5	Des Moines 1 vs KC Stars			8	1	21-Feb	NHL	7:00am
Game 6	Wichita vs Waterloo			4	0	21-Feb	OLY	7:15 AM
Game 7	Dubuque vs Tri City			2	0	21-Feb	OLY	8:45 AM
Game 8	KC Scouts vs Quad City 1			5	2	21-Feb	NHL	9:45 AM
Game 9	Des Moines 1 vs Ames			7	0	21-Feb	NHL	11:15am
Game 10	Wichita vs Quad Cities 2			5	0	21-Feb	NHL	12:45 PM
Game 11	Dubuque vs Cedar Rapids			2	3	21-Feb	NHL	2:15 PM
Game 12	KC Scouts vs Des Moines 2			1	2	21-Feb	OLY	3:00 PM

POOL A	DSM 1	Ames	KC Stars	Record	Goal Dif	Finish
DSM1		7-0	8-1	2-0		1
Ames	0-7		5-3	1-1		2
KC Stars	1-8	3-5		0-2		3

POOL B	Wichita	QC2	Waterloo	Record	Goal Dif	Finiah
Wichita		5-0	4-0	2-0		1
QC2	0-5		7-1	1-1		2
Waterloo	0-4	1-7		0-2		3

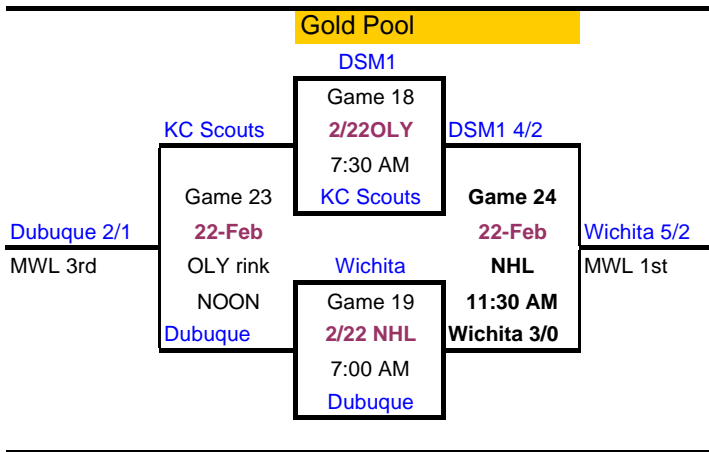
POOL C	Dubuque	Cedar Rapids	Tri City	Record	Goal Dif	Finish
Dubuque		2-3	2-0	1-1	1	1
Cedar Rapids	3-2		3-4	1-1	0	2
Tri City	0-2	4-3		1-1	-1	3

POOL D	KC Scouts	DSM2	QC1	Record	Goal Dif	Finish
KC Scouts		1-2	5-2	1-1	2	1
DSM2	2-1		3-4	1-1	0	2
QC1	2-5	4-3		1-1	-2	3

MWL Season Standings		
1st	Des Moines 1	20 Points
2nd	Wichita	16 Points
3rd	Dubuque	14 Points
3rd	KC Scouts	14 Points
3rd	Des Moines 2	14 Points
6th	Cedar Rapids	10 Points
6th	Quad Cities 2	10 Points
8th	Ames	9 Points
8th	Quad Cities 1	9 Points
10th	Tri City	7 Points
10th	Waterloo	7 Points

1st	
2nd	
3rd	Head-to-head win over KC Scouts/DSM2
4th	Head-to-head win over DSM2
5th	Head-to-head loses to KCScouts/Dubuque
6th	Head-to-head win over QC2
7th	Head-to-head lose to Cedar Rapids
8th	3 Penalties vs QC1 in a 4/4 tie game
9th	6 Penalties vs Ames in a 4/4 tie game
10th	Head-to-head win over Waterloo
11th	Head to head lose to Tri City
12th	

**Gold Pool**



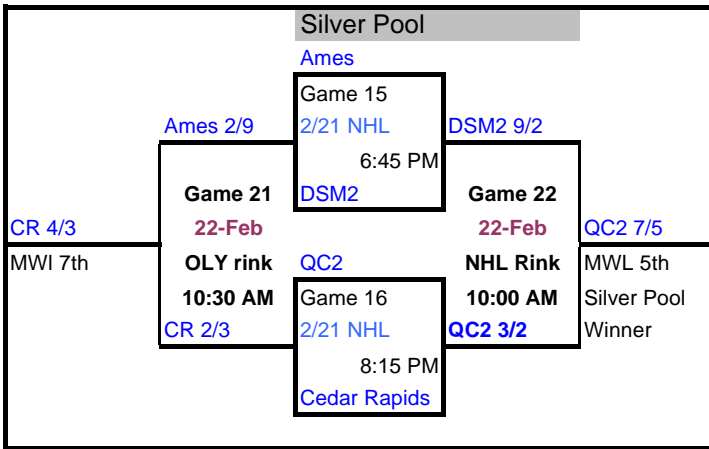
**MWL State Finals Notes**

- 3 Man refereing Crew
- 1.25 Hour Games
- \$ 320 per game
- \$50 per team Trophy fee

**To Determine Pool Play Winners & Seedings**

- Best Record
- Head-to-head
- Goal Differencial
- Least goals Scored (5 goal max)
- Fewest Penalties Minutes
- Flip a coin

**Silver Pool**

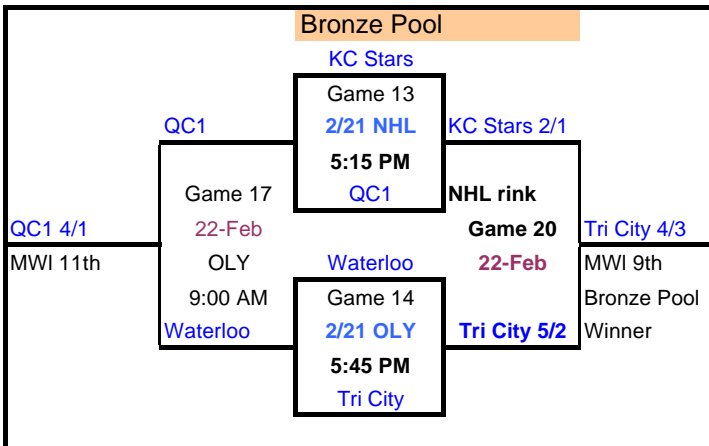


Drafted 1-2-04  
Revised 1/18/04

**Final 2-3-04**  
**Results 2/22/04**

Dubuque Sportsmanship award  
MWL Season fewest Penalties minutes

**Bronze Pool**







Midget - MWL State Finals  
 February 21 - 22, 2004  
 Host - O.M.A.H.A.  
 Rink NHL & Olympic

3 Games per Team  
 \$50 Team trophy Fee

Team	Seed	Points
Kansas City Stars	1st	17
Des Moines Jr. Bucs	2nd	14
Tri City Panthers	3rd	13
O.M.A.H.A.	4th	11
Sioux City Muskies	5th	4
Q. City Ice Eagles	6th	3

Highest Seeded Team is Home

Pool A	Pool B
# 1 Seed	# 2 Seed
# 4 seed	# 3 Seed
#6 Seed	# 5 Seed

Date	Rink	Time	Team	Team	Score	Score	
21-Feb	NHL	6:15 AM	Quad City	OMAHA	1	4	Game 1
21-Feb	NHL	8:45 AM	Sioux City	Tri City	5	3	Game 2
21-Feb	NHL	11:15 AM	KC Stars	Quad City	5	2	Game 3
21-Feb	NHL	1:45 PM	Des Moines	Sioux City	1	2	Game 4
21-Feb	NHL	4:15 PM	KC Stars	OMAHA	3	4	Game 5
21-Feb	NHL	6:45 PM	Des Moines	Tri City	0	1	Game 6
							OT
							OT
22-Feb	7:15 AM	5th place	Quad Cities	Des Moines	Des Moines - MWL 5th 9-2		GM 7
22-Feb	9:45 AM	1st place	O.M.A.H.A.	Sioux City	<b>O.M.A.H.A - MWL Champs 2-1</b>		GM 8
22-Feb	12:15 PM	3rd place	KC Stars	Tri City	Tri City MWL 3rd = 4-1		GM 9

Des Moines Sportsmanship award - MWL Season fewest Penalty minutes

**Pool Winners**

- Best Record
- Head-to-head
- Goal Differential
- Fewest Penalties Minutes
- Flip a coin

Drafted 1-2-04  
 Revised 1/12/04  
 Final 2-14-04  
 Results 2/22/03

**MWL State Finals Notes**

- 3 Man refereing Crew
- 2 - Hour Games
- \$470 per Game
- \$50 per team Trophy fee